



YOUR INFO:

Name: \_\_\_\_\_

Address: \_\_\_\_\_

\_\_\_\_\_

\_\_\_\_\_

Phone: \_\_\_\_\_

Email: \_\_\_\_\_

Lucky Number: \_\_\_\_\_ *To Be Stamped on ST Badge*

44 Bike Co. Info:

Kristofer Eric Henry / Owner · Builder · Connoisseur

44 Bike Co.

62 Old Temple Road  
Lyndeborough, NH 03082 USA

Phone: 603.654.2005 / 9-5pm Eastern Standard Time

Email: khenry@44bikes.com / All Day · Any Day

MY PLEDGE · Proudly Made in the USA

Each 44® Frame is built right from my shop here in New England. I take tremendous pride in the fact that each one is made by hand in the USA from U.S. sourced materials whenever possible. I don't choose fly by night operations; only the finest craftsmen are employed for component, material, paint / finishing work. Whenever possible, I spec only OEM's that make their components in these great 50 states. Your frame is guaranteed for the life of the rider. Rest assured that if something does happen, you're covered. RIDE each one with pride.

Signed in Ink

KRISTOFER E. HENRY / FOUNDER - 44 BIKES

SWORN TO SHRED



BICYCLE DESIGN · WELDING · SHREDDING · HEAVY LIFTING · GENERAL CONVERSATION · CONNOISSEUR

TACTICAL FIT HANDBOOK · PREPARED BY THE DEPT. OF SHRED · 44 BIKES · NH · USA

Bicycle Frames & Options

- Marauder** (The Classic Hardtail Mountain Bike · 29", 27.5", 26")
- Kid Dangerous** (Endurance Mountain Bike - 29", 27.5", 26")
- Huntsman** (Road, Cyclocross, Fixed Gear Bicycles, Touring)
- Snakedriver** (FAT, Plus, Snow Bicycles)

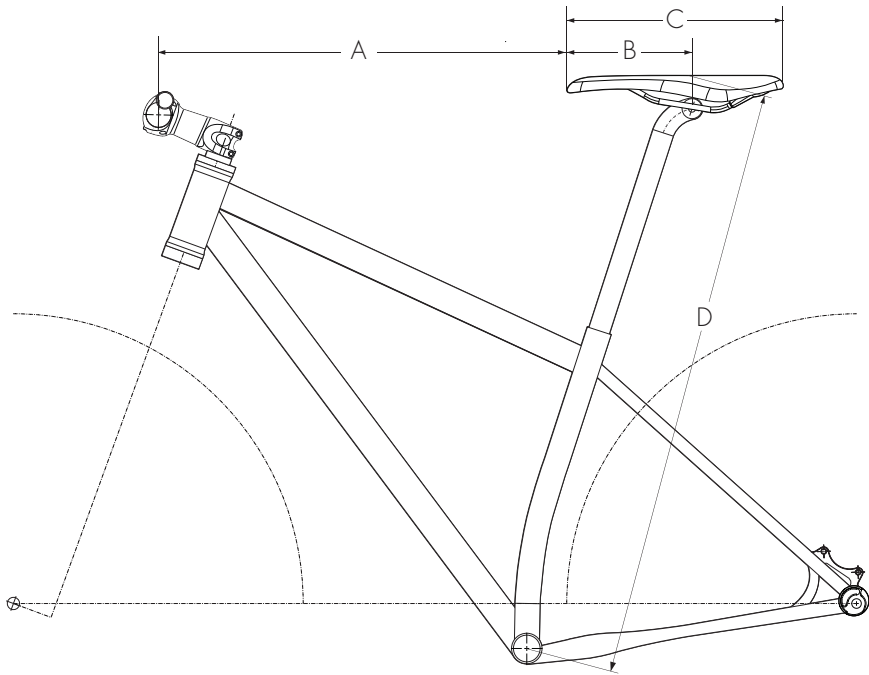
All made to measure frames start at **\$1850.00**. A \$500 deposit is needed to get you on the build list today which represents your firm verbal commitment to the project. Frame only purchases see a \$300 consumables charge - this does not apply when a complete is purchased. Powder Coat is available at an additional charge. Please inquire regarding Paint pricing. Shipping is TBD.

A list of premium frame options follows:

FRAME OPTIONS:

- 44mm Head Tube ..... \$65.00
- Radius Seat Tube ..... \$250.00
- Paragon Wright Dropouts (QR)..... \$45.00
- Paragon Wright Dropouts (Thru Axle) ..... \$100.00
- Paragon Sliders (Hooded Only)..... \$350.00
- Slider Insert Options (Rohloff, 12x142, Post Mount, SS, etc.).....\$25-35/Dropout
- Slider Ti Bolt Upgrade ..... \$50.00
- Singlespeed Dropouts ..... \$100.00
- Internal Stainless Steel Cable Routing..... \$200-300/Cable
- Bushnell EBB.....\$250.00
- Bottle Mounts.....\$10 Additional · 2 Stock
- Rack Mounts..... \$20 / Pair
- Crud Catcher Mounts..... \$15.00
- Unicrown Steel Fork (With Frame Only).....Starts @ \$375.00
- Tapered Fork Steerer Option ..... \$100.00
- Thru Axle Fork Dropouts ..... \$150.00
- Signature "Twice Pipes" ..... \$350.00
- Di2 Routing ..... \$200.00
- Front / Rear Racks ..... Starts @ \$275.00
- Titanium Nitride HT/ST Badge Treatment.....\$75 / Badge
- Powder Coat..... Starts @ \$150.00
- Liquid Finish aka "Paint".....Please Inquire · Prices Vary on Complexity
- Suspension Fork (FOX Only) \_\_\_\_\_
- Road / CX Fork \_\_\_\_\_
- Made to Order Option \_\_\_\_\_

\*PLEASE NOTE THAT ALL PRICING IS SUBJECT TO CHANGE ANY TIME.



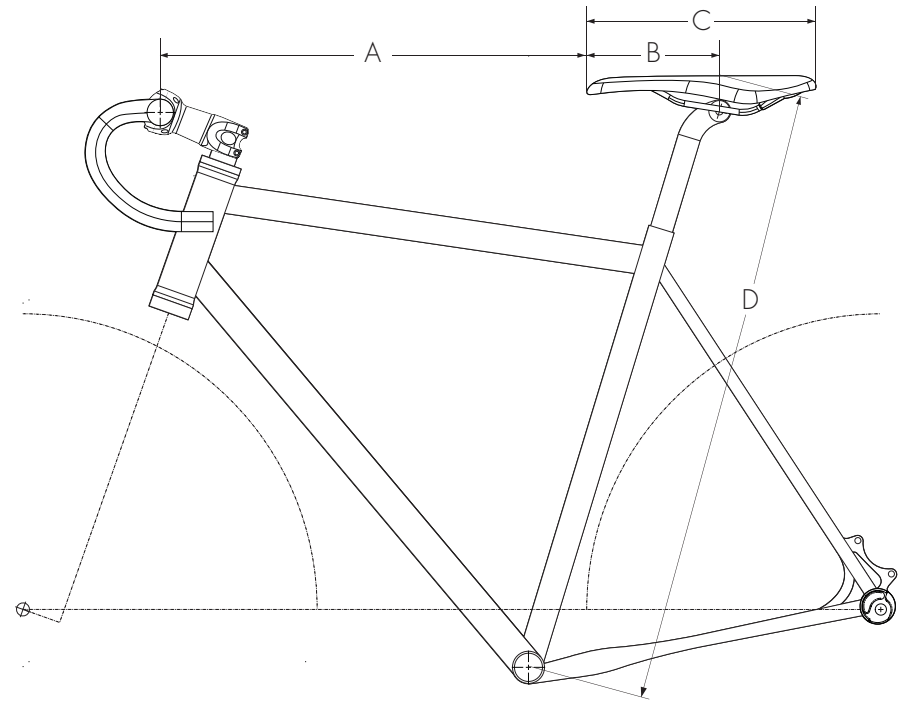
**MOUNTAIN MEASUREMENT KEY:**

- A · **Cockpit:** Measure from center of handlebars to tip of saddle. \_\_\_\_\_
- B · **Nose:** Measure from saddle tip to the connection between rails and seatpost. \_\_\_\_\_
- C · **Saddle Length:** Measure the saddle tip to tale horizontally. \_\_\_\_\_
- D · **Saddle Height:** Measure center of bottom bracket to center TOP of the saddle. \_\_\_\_\_

*\*Please take measurements in inches or millimeters · which ever is easiest for you.*

**ADDITIONAL MEASUREMENTS:**

- 1 · Stem Length and Angle: \_\_\_\_\_
- 2 · Seatpost Type: \_\_\_\_\_
- 3 · Saddle Type: \_\_\_\_\_



**ROAD / CROSS MEASUREMENT KEY:**

- A · **Cockpit:** Measure from center of handlebars to tip of saddle. \_\_\_\_\_
- B · **Nose:** Measure from saddle tip to the connection between rails and seatpost. \_\_\_\_\_
- C · **Saddle Length:** Measure the saddle tip to tale horizontally. \_\_\_\_\_
- D · **Saddle Height:** Measure center of bottom bracket to center TOP of the saddle. \_\_\_\_\_

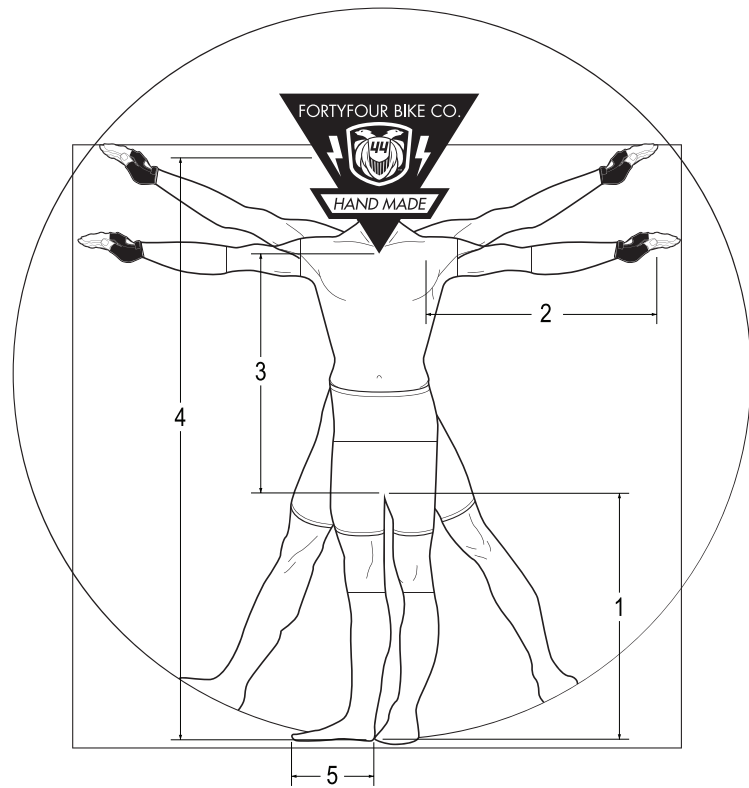
*\*Please take measurements in inches or millimeters · which ever is easiest for you.*

**ADDITIONAL MEASUREMENTS:**

- 1 · Stem Length and Angle: \_\_\_\_\_
- 2 · Seatpost Type: \_\_\_\_\_
- 3 · Saddle Type: \_\_\_\_\_



CONFUSED? Contact me directly: 603-654-2005 9am-5pm EST or khenry@44bikes Any Time Any Day.



### Fit Measurements:

1. **Inseam:** \_\_\_\_\_  
In stocking feet, place book between legs as far 'up' as it will go. Stand in front of wall, make mark, and measure. This is your true inseam.
2. **Arm length:** \_\_\_\_\_  
Make a "gun" with your thumb and forefinger. From your shoulder, measure to the crotch of your thumb and extended forefinger. This is your arm length.
3. **Torso Length:** \_\_\_\_\_  
With book still in between legs, measure to the top of your sternum which is about in line with the center line of your outstretched arm. This is torso length.
4. **Height:** \_\_\_\_\_  
In stocking feet, stand straight and measure from ground to top of head.
5. **Shoe Size:** \_\_\_\_\_  
Current cycling shoe to check for toe overlap clearances.



### 44 Build Kit 401:

A note to the discerning cyclist: Build kits are available to your hearts design. I can work with you one on one to help you spec just the right components to match your made to measure bicycle, riding style and terrain. If you have a current build you'd like to pull parts from, we can work around those existing parts. If you are only interested in a frame set that only includes a fork, we can work within those parameters as well. This is your bike, in your size. *Your dream bike.* Let's work together to make this the best bike you've ever ridden. I'm open to any ideas and considerations. I look forward to working with you when it's your turn in the build list. *\*Featured below are the select list that I personally recommend.*

### 44 Select OEM List:

- |  |  |
|--|--|
| <a href="http://www.bikethomson.com">www.bikethomson.com</a>         | <a href="http://www.philwood.com">www.philwood.com</a>                       |
| <a href="http://www.bti-usa.com">www.bti-usa.com</a>                 | <a href="http://www.paragonmachineworks.com">www.paragonmachineworks.com</a> |
| <a href="http://www.canecreek.com">www.canecreek.com</a>             | <a href="http://www.notubes.com">www.notubes.com</a>                         |
| <a href="http://www.chrisking.com">www.chrisking.com</a>             | <a href="http://www.noxcomposites.com">www.noxcomposites.com</a>             |
| <a href="http://www.endlessbikes.com">www.endlessbikes.com</a>       | <a href="http://www.qbp.com">www.qbp.com</a>                                 |
| <a href="http://www.enduroforkseals.com">www.enduroforkseals.com</a> | <a href="http://www.ridefox.com">www.ridefox.com</a>                         |
| <a href="http://www.enve.com">www.enve.com</a>                       | <a href="http://www.shimano.com">www.shimano.com</a>                         |
| <a href="http://www.hedcycling.com">www.hedcycling.com</a>           | <a href="http://www.sram.com">www.sram.com</a>                               |
| <a href="http://www.henryjames.com">www.henryjames.com</a>           | <a href="http://www.tiger-coatings.us">www.tiger-coatings.us</a>             |
| <a href="http://www.industry9.net">www.industry9.net</a>             | <a href="http://www.trueemper.com">www.trueemper.com</a>                     |
| <a href="http://www.mavic.com">www.mavic.com</a>                     | <a href="http://www.wheelsmith.com">www.wheelsmith.com</a>                   |
| <a href="http://www.merrysales.com">www.merrysales.com</a>           | <a href="http://www.whiteind.com">www.whiteind.com</a>                       |
| <a href="http://www.paulcomp.com">www.paulcomp.com</a>               | <a href="http://www.wolfteethcomponents.com">www.wolfteethcomponents.com</a> |